

DETERMINING THE DEMOGRAPHIC PATTERNS OF DRUG-RESISTANT AND DRUG-SUSCEPTIBLE TUBERCULOSIS IN KPK, PAKISTAN THROUGH A RETROSPECTIVE SURVEY

Urooj Ahmad¹, Anab Arshad¹, Sara Jadoon¹, Shahana Saba Salih¹, Hafsa Ahmed¹, Samreen Saifullah¹, Huma Nayab¹, Sara Safi¹

¹MBBS Student, Khyber Girls Medical College, Peshawar - Pakistan

ABSTRACT

Objective: To determine the effects of Tai Chi exercises on physical activity, pulmonary function, and rate of perceived exertion in post-coronary artery bypass grafting patients.

Objectives: The objective of this research was to find out the demographic characteristics of drug-susceptible and drug-resistant Tuberculosis in Khyber Pakhtunkhwa, Pakistan.

Material and Methods: A retrospective survey was conducted on data from the TB Control Program Khyber Pakhtunkhwa recorded between 1st January 2021 to 3rd June 2022. 7 sentinel sites and 5 Programmatic Management of Drug-resistant Tuberculosis sites report the data to the TB control program. The data was entered into Excel and analyzed through frequency tables, histograms, and bar charts.

Results: A total of 39,210 Tuberculosis cases were reported to TB control program KPK from 1st January 2021 to 3rd June 2022; 38,723 were drug-susceptible while 487 were drug-resistant TB cases. The highest percentage of TB was found in the age group 15-24 years. Males were more affected than females with drug-susceptible TB. In contrast, drug-resistant TB was affecting females more than males. 58% of cases were reported in the public sector while 42% cases in the private sector. The households of only 2,412 (6.22%) patients of drug-susceptible Tuberculosis were screened out of 38,723 patients. In 2815 Tuberculosis patients screened for HIV, 4 drug-susceptible and 5 drug-resistant cases were positive for HIV. 8.41% of drug-resistant TB patients were diabetic.

Conclusion: The frequency of TB cases is high in Khyber Pakhtunkhwa, especially among 15-24-year-olds. Household contact screening is inadequate in Khyber Pakhtunkhwa. There is a high percentage of coexisting drug-resistant TB and diabetes.

Keywords: Drug susceptible TB, Drug-resistant TB, HIV co-infection, Household contact.

This article may be cited as: Ahmad U, Arshad A, Jadoon S, Salih SS, Ahmed H, Saifullah S, et al. Determining the demographic patterns of drug-resistant and drug-susceptible Tuberculosis in KPK, Pakistan through a retrospective survey. *J Med Sci* 2024 January;32(1):71-75

INTRODUCTION

Tuberculosis TB is an infectious disease caused by different species of mycobacterium, the most common being *Mycobacterium Tuberculosis*.¹ It infects all organs of the body but primarily the lungs known as pulmonary TB.² TB is classified into latent TB and active TB. Latent TB is non-contagious while people with active TB spread the infection through air-borne droplets.³ Pulmonary TB is a serious health concern as it is more common than extra-pulmonary TB.⁴

When the standard first-line anti-TB drugs; isoniazid INH, rifampin RIF, ethambutol EMB, and pyrazinamide PZA, are effective and completely cure the infection it is known as drug susceptible to TB DS TB. When the bacteria do not respond to the standard anti-TB treatment it is referred to as drug-resistant TB DR TB.⁵ The global prevalence of DR TB is reported to be 11.6% which is quite high.⁶ Further classification of DR TB includes multidrug-resistant TB being resistant to both isoniazid and rifampicin, the two most effective first-line TB drugs, and extensively drug-resistant TB is resistant to any fluoroquinolone, and at least one of three second-line injectable drugs capreomycin, kanamycin, and amikacin, in addition to multidrug resistance.⁵

Despite all the work done to curb TB, its prevalence remains high. Although TB cases are reported in almost every part of the world, 87 % of the new cases are reported in the 30 high-burden countries including Paki-

Correspondence

Anab Arshad

MBBS Student

Khyber Girls Medical College, Peshawar - Pakistan

Cell: +92-321-6033117

Email: anabarshad121@gmail.com

Date Received: 12/08/2023

Date Revised: 29/8/2023

Date Accepted: 23/10/2023

stan, Bangladesh, India, China, and Nigeria. The number of people getting infected with multi-drug resistant TB is also on the rise.⁷

Pakistan ranks fifth among high-burden countries for TB. An estimated 510000 new TB cases emerge annually, out of which 15000 are Drug-resistant cases. The country contributes to 61% of all the cases of TB in the WHO eastern Mediterranean region. Pakistan has the 4th highest prevalence of drug-resistant TB.⁷ TB is not limited to specific age groups or gender. However, people with immune-compromised states, including HIV and Diabetes, are predisposed to active TB. The coexistence of TB and HIV is variable in different geographical locations. In Asian countries, it is around 17%. TB is the leading cause of death in HIV-positive patients.⁸ According to WHO guidelines, screening of HIV in TB patients and TB in HIV patients is recommended to tackle the co-existence of this deadly combo.⁹

Diabetes is not an established co-morbidity of TB but the geographical distribution of TB burden and burden of diabetes coincide. Diabetes increases the risk of active TB.^{10, 11, 12} Changing lifestyles due to increased urbanization have resulted in a rising incidence of diabetes in developing countries.¹³ Studies have shown that diabetes lowers the immunity of the body which could increase the chance of active TB.¹⁰ The literature on emerging drug resistance, its co-infection with HIV, diabetes, and close contact transmission is lacking, which makes it difficult to eradicate TB in developing countries. Our study will help the policymakers to identify the most affected population and hence modify the measures taken to eradicate TB.

The objective of this research was to find out the demographic characteristics of drug-susceptible and -resistant TB in KPK, Pakistan. We further aimed to find out the frequency of diabetes among drug-resistant TB cases and to determine the frequency of HIV in TB patients.

MATERIAL AND METHODS

This retrospective descriptive study was conducted on data from the TB Control Program Khyber Pakhtunkhwa recorded between 1st January 2021 to 3rd June 2022. The ethical approval was granted by The Ethical and Research Board of Hayatabad Medical Complex approval number 1413 on 20 June 2023.

Data was collected using a universal purposive sampling technique from the TB control Program, KPK. The sample size was 39,210 including both drug-susceptible and drug-resistant TB cases. The TB cases reported to the seven TB/HIV sentinel sites and five Programmatic Management of drug-resistant TB PMDT sites were included. A total of 99 TB patients were excluded, out of which 69 patients were those whose treatment failed, 26 patients were those who were not able to follow up their treatment and 4 other patients were excluded due to their death

during the study.

The data of the following variables was collected: age, gender, number of patients presenting to private practices and government-funded public hospitals, type of TB drug-susceptible and drug-resistant, immunodeficiency virus HIV, diabetes, and contact screening of households. Diabetes in drug-susceptible cases could not be evaluated as there was insufficient data in the records of the TB control program KPK. The data was transferred into Excel and it was presented in the form of frequency tables, histograms, and bar charts. The categorical variables were reported as numbers and percentages.

RESULTS

A total of 39210 TB cases were reported to the TB control program through 7 sentinel sites and 5 PMDT sites. Out of 39210 TB cases, 38723 98.75% were drug-susceptible while 487 1.24% were drug-resistant.

In drug-susceptible TB cases, males were more affected than females with a male-to-female ratio of 1.13 Fig 1. In drug-resistant TB cases, females had a higher frequency having a male-to-female ratio of 0.831. The age group 15-24 years had the highest prevalence of both drug-susceptible and drug-resistant TB. Although cases of drug-susceptible TB were high in the 0-4 age group, no cases of drug-resistant TB were reported in this age group Fig 2.

The household contacts of only 2412 (6.22%) patients of drug-susceptible TB were screened out of 38723 patients, while 36311 (93.7%) drug-susceptible TB patients' household contacts did not undergo screening. The total household contacts of the 2412 TB patients came out to be 8558. Out of these, only 6550 (76.53%) were screened for TB. 90 household contacts were diagnosed with TB and only 14 were put on preventive treatment.

A total of 2815 patients were screened for HIV. Only 4 cases in the drug-susceptible group and 5 in the drug-resistant group 1.02% were positive. All the drug-resistant cases were screened for diabetes. 446 cases showed a negative result while 41 (8.41%) patients were diabetic.

DISCUSSION

This survey was conducted to determine gender-wise and age-wise distribution and male-to-female ratio of drug-resistant and drug-susceptible TB. The frequency of the coexistence of Diabetes and HIV in the diagnosed TB population of Khyber Pakhtunkhwa, Pakistan was also determined.

Data collected for the survey showed that TB was most prevalent in the age group of 15-24 years- 18.76 % of drug-susceptible and 29.77% of drug-resistant TB. This is in accordance with the research conducted in Pakistan.

Table 1: Sentinel and PMDT sites

SENTINEL SITES	PMDT SITES
Lady Reading Hospital, Peshawar	Lady Reading Hospital, Peshawar
Hayatabad Medical Complex, Peshawar	Ayub Teaching Hospital, Abbottabad
District Head Quarter Batkhela, Malakand	Mufti Mehmood Memorial Teaching Hospital, D.I Khan
District Head Quarter, Abbottabad	Mardan Medical Complex, Mardan
District Head Quarter, Bannu	Programmatic Management of drug-resistant TB PMDT Swat Saidu Group of Teaching Hospital, SGTH
District Head Quarter, Kohat	
District Head Quarter, D.I Khan	

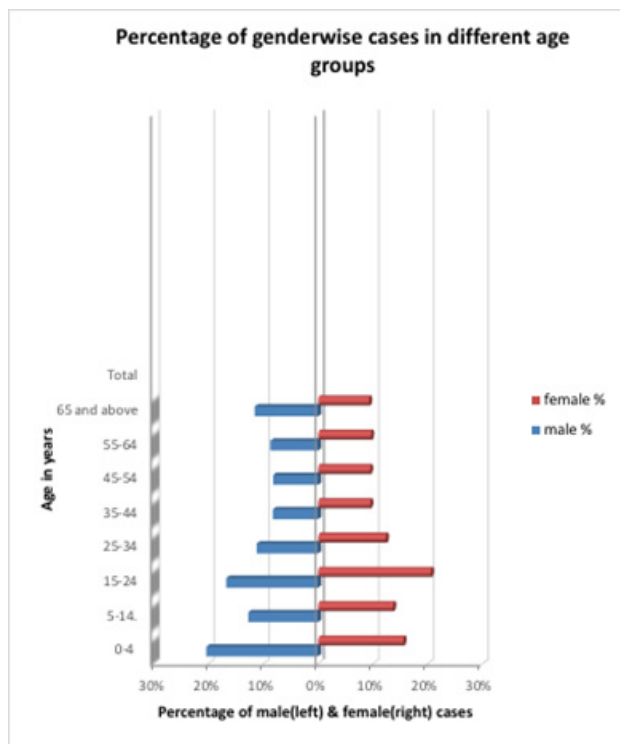


Fig 1: Age-sex distribution of Drug-Susceptible TB cases

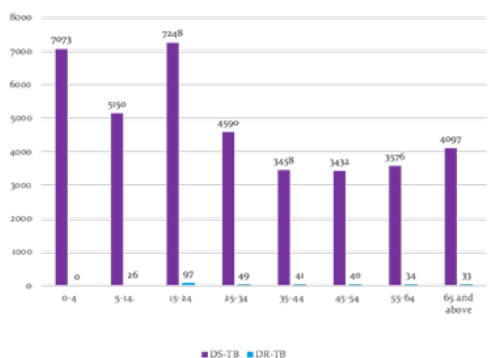


Fig 2: Frequency of DS and DR cases by age group

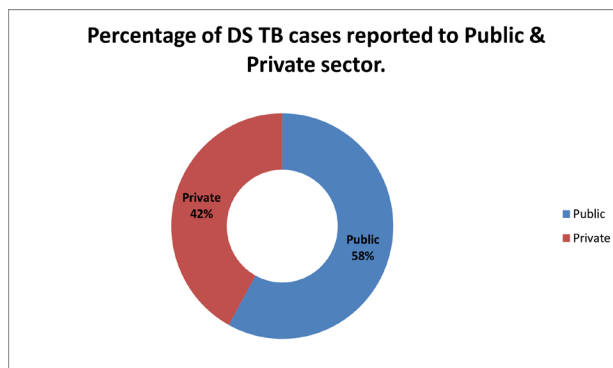


Fig 3: Percentage of drug-susceptible TB cases reported to the public and private sector hospitals

In Sana Sharif et al. 25% of TB cases were reported in the age group of 10-20 years in Multan¹⁴. In a research based on TB in Lower Dir, a high incidence of 28.1 % was observed in the age group of 1-20 years⁷. This age group is usually affected because of its greater exposure to potential suspects in the outside environment and ignorance of symptoms on appearance.

The data also showed that the rate of drug-susceptible TB was very high among young children aged from 0-4 years 18.312%; mainly due to malnutrition and frequent social contact of this age group with its family members.¹⁵

It is widely reported that TB is more prevalent in males than females. In our findings, the trends of drug-susceptible TB in KPK coincide with global trends.¹⁶ However, the results of drug-resistant TB are contrary. Drug-susceptible TB is more frequent in males with a male-to-female ratio of 1.13, but in drug-resistant TB male-to-female ratio is 0.831. This figure is comparable to many studies conducted in KPK which have shown that the number of females suffering from TB is more than males.^{17,18,19} Many factors including poor nutritional status, low immunity, and poor drug compliance could be contributing to this high frequency of drug-resistant TB in the female population.

TB is a contagious disease so people living together, especially exposed to patients with high-grade sputum smears, are at greater risk of getting the disease.²⁰ It is estimated that on average 10 to 15 people can contract TB from a single TB patient over one year.²¹ Contact screen-

ing is an important measure in preventing the transmission of TB. Research conducted in Cambodia showed that intensive screening of contacts for 2 years made a noticeable reduction in TB cases.²²

Although contact screening has been added to the management program of TB in Pakistan its adequacy is not reflected by our data i.e., only 2412 out of 38723 0.06% drug-susceptible TB patients' households were screened. According to the TB control program KPK, difficulty in accessing contact screening, lack of awareness about the spread of TB, and financial problems are a few reasons that result in inadequate contact screening.

Out of 38624 drug-sensitive TB patients, 58% were reported to the public sector and 42% to the private sector. This points out that the private sector plays as crucial a role as the public sector in the diagnosis and treatment of TB patients.

Public-private mix model ppm was piloted in specific areas in Pakistan in 2004. After a decade, WHO reported that Pakistan was still contributing to 7% of the gap between the reported cases and the estimated incidence of TB globally, and a revised ppm was implemented.²³

TB and HIV are observed to display destructive synergy, TB being one of the main causes of death in HIV patients. According to WHO, 8.2% of TB patients were also suffering from HIV in 2019²⁴. Despite this high percentage, our data showed that the co-infection of TB and HIV was meager in KPK with only 4 out of 2328 drug-susceptible and 5 out of 487 drug-resistant TB patients having a co-infection with HIV.

Diabetes is known to increase the risk of active TB, especially in countries like Pakistan where the burden of both TB and Diabetes is very high.^{10,11,12} Only drug-resistant TB cases were screened for diabetes and 41 out of 487 patients 8.41% were found positive. These results agree with previous studies conducted in Pakistan.^{25,26} Diabetes could be a risk factor for drug-resistant TB as TB patients with coexistent diabetes do not show a good response to anti-TB drugs.^{27,28}

The limitations of this study were that data obtained from the TB control program, KPK was not available for diabetes in drug-susceptible TB. Not all TB cases were screened for household contact and it could not be confirmed if people acquired TB specifically from household contact or through any other source.

CONCLUSION

The findings of this study show that the frequency of TB cases is high in KPK, especially among the age group of 15-24. Household contact screening is inadequate in KPK, although it could be an effective way to diagnose TB in the early stages. There is only a slight difference between the total number of cases reported to private and public sector hospitals implying that both play a crucial role in the diagnosis of TB. There is a high percentage of coexisting drug-resistant TB and diabetes. Hence

in patients suffering from both ailments simultaneously, procurement of successful TB treatment could warrant diabetes treatment as well. Unlike most other high-burden TB countries, HIV-positive TB cases were only meager, hence HIV could not be a risk factor for TB in KPK.

REFERENCES

1. Smith I. Mycobacterium tuberculosis pathogenesis and molecular determinants of virulence. *Clin Microbiol Rev.* 2003 Jul;163:463–96.
2. Tahseen S, Khanzada FM, Baloch AQ, Abbas Q, Bhutto MM, Alizai AW, et al. Extrapulmonary tuberculosis in Pakistan- A nation-wide multicenter retrospective study. *PLoS One.* 2020 Apr 28;154:e0232134.
3. Kiazky S, Ball T. Latent tuberculosis infection: An overview. *Canada Communicable Disease Report.* 2017 Mar 2;433/4:62–6.
4. Tan ZM, Lai GP, Pandey M, Srichana T, Pichika MR, Gorain B, et al. Novel Approaches for the Treatment of Pulmonary Tuberculosis. *Pharmaceutics.* 2020 Dec 10;1212:1196.
5. Salari N, Kanjoori AH, Hosseini-Far A, Hasheminezhad R, Mansouri K, Mohammadi M. Global prevalence of drug-resistant tuberculosis: a systematic review and meta-analysis. *Infect Dis Poverty.* 2023 May 25;121:57.
6. World Health Organization. Definitions and reporting framework for tuberculosis—2013 revision: updated December 2014 and January 2020. World Health Organization; 2013.
7. Waheed MS. World Health Organization - Regional Office for the Eastern Mediterranean. [cited 2023 Oct 10]. Tuberculosis. Available from: <http://www.emro.who.int/pak/programmes/stop-tuberculosis.html>.
8. Chimbetete C, Shamu T, Roelens M, Bote S, Mudz-viti T, Keiser O. Mortality trends and causes of death among HIV positive patients at Newlands Clinic in Harare, Zimbabwe. Apetrei C, editor. *PLoS ONE.* 2020 Aug 27;158:e0237904.
9. HO TB/HIV Working Group 2010 Priority research questions for TB: HIV in HIV-prevalent and resource-limited settings. Geneva: WHO Press
10. Jeon CY, Murray MB. Diabetes mellitus increases the risk of active tuberculosis: a systematic review of 13 observational studies. *PLoS Med.* 2008 Jul 15;57:e152.
11. Hayashi S, Chandramohan D. Risk of active tuberculosis among people with diabetes mellitus: systematic review and meta-analysis. *Trop Med Int Health.* 2018 Oct;2310:1058–70.
12. Mboussa J, Monabeka H, Kombo M, Yokolo D, Yoka-Mbio A, Yala F. [Course of pulmonary tuberculosis in diabetics]. *Rev Pneumol Clin.* 2003 Feb;591:39–44.
13. King H, Aubert RE, Herman WH. Global burden of diabetes, 1995-2025: prevalence, numerical estimates, and projections. *Diabetes Care.* 1998 Sep;219:1414–31.
14. Sharif S. Survey of socio-demographic prevalence, risk factors and clinical characterization of tuberculosis in Nishtar Hospital Multan. *Pakistan journal of pharmaceutical research.* 2016 Jan 27;02:08

15. https://jpma.org.pk/article-details/3648?article_id=3648 [cited 2022 Nov 10].
16. Rao S. Tuberculosis and patient gender: An analysis and its implications in tuberculosis control. *Lung India*. 2009;262:46.
17. Iqbal Z, Khan MA, Aziz A, Nasir SM. Time for culture conversion and its associated factors in multidrug-resistant tuberculosis patients at a tertiary level hospital in Peshawar, Pakistan. *Pak J Med Sci*. 2022;384Part-II:1009–15.
18. Ahmad T, Jadoon MA, Haroon, Khattak MNK. Prevalence of sputum smear-positive pulmonary tuberculosis at Dargai, District Malakand, Pakistan: A four-year retrospective study. *Egyptian Journal of Chest Diseases and Tuberculosis*. 2016 Apr 1;652:461–4.
19. Ahmad T, Jadoon M. Cross-Sectional Study of Pulmonary Tuberculosis at Civil Hospital Thana, District Malakand Khyber Pakhtunkhwa Pakistan. *World Journal of Zoology*. 2015 Jul 1;10:61–7.
20. Acuña-Villaorduña C, Jones-López EC, Fregona G, Marques-Rodrigues P, Gaeddert M, Geadas C, et al. Intensity of exposure to pulmonary tuberculosis determines the risk of tuberculosis infection and disease. *Eur Respir J*. 2018 Jan;511:1701578.
21. Gebregergs GB, Alemu WG. Household Contact Screening Adherence among Tuberculosis Patients in Northern Ethiopia. *PLOS ONE*. 2015 May 8;105:e0125767.
22. Okada K, Onozaki I, Yamada N, Yoshiyama T, Miura T, Saint S, et al. Epidemiological impact of mass tuberculosis screening: a 2-year follow-up after a national prevalence survey. *Int J Tuberc lung dis*. 2012 Dec 1;1612:1619–24.
23. Ullah W, Wali A, Haq MU, Yaqoob A, Fatima R, Khan GM. Public-Private Mix Models of Tuberculosis Care in Pakistan: A High-Burden Country Perspective. *Front Public Health*. 2021;9:703631.
24. Global Tuberculosis Report s [Internet]. [cited 2023 Oct 10]. Available from: <https://www.who.int/teams/global-tuberculosis-programme/tb-reports>.
25. Tahir Z, Ahmad M ud D, Akhtar AM, Yaqub T, Mushtaq MH, Javed H. Diabetes mellitus among tuberculosis patients: a cross-sectional study from Pakistan. *African Health Sciences*. 2016;163:671–6.
26. Aftab H, Ambreen A, Jamil M, Garred P, Petersen JH, Nielsen SD, et al. High prevalence of diabetes and anthropometric heterogeneity among tuberculosis patients in Pakistan. *Trop Med Int Health*. 2017 Apr;224:465–73.
27. Tegegne BS, Mengesha MM, Teferra AA, Awoke MA, Habtewold TD. Association between diabetes mellitus and multi-drug-resistant tuberculosis: evidence from a systematic review and meta-analysis. *Syst Rev*. 2018 Dec;71:161.
28. Siddiqi K, Siddiqi N, Javaid A. Multimorbidity in people with tuberculosis. *Pakistan Journal of Chest Medicine*. 2020;263:109-12.

Authors Contribution:

Following authors have made substantial contributions to the manuscript as under

Authors	Conceived & designed the analysis	Collected the data	Contributed data or analysis tools	Performed the analysis	Wrote the paper	Other contribution
Ahmad U	✓	x	✓	x	✓	x
Arshad A	✓	✓	x	✓	✓	x
Jadoon S	✓	x	x	✓	x	x
Salih SS	✓	x	✓	x	✓	x
Ahmed H	x	✓	✓	x	x	✓
Saifullah S	✓	x	x	✓	x	x
Nayab H	x	x	✓	x	✓	x
Safi S	✓	x	✓	x	✓	x

Authors agree to be accountable for all aspects of the work in ensuring that questions related to the accuracy or integrity of any part of the work are appropriately investigated and resolved.

Ethical Approval:

This Manuscript was approved by the Ethical Committee of Hayatabad Medical Complex Peshawar. Vide No. HMC/QA-D/F-00 Dated: 06 09 2022



This work is Licensed under a Creative Commons Attribution-(CC BY 4.0)